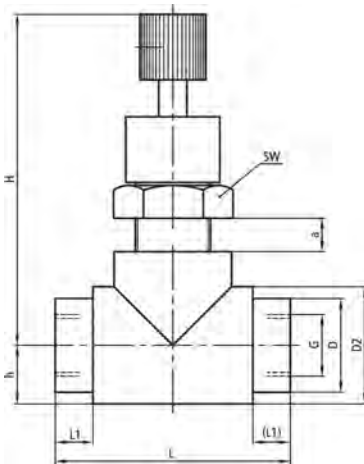


- 1) Panel mounting
- 2) Regulation and shut-off possible due to special design
- 3) Thread seam-less in accordance with DIN, USAS or JIS => Numerous connection options
- 4) Series 5L: particularly light and compact design
- 5) Series 5L: housing made of PP, PVDF and PFA => High media resistance
- 6) Series 5A: housing made of PP, PVDF and PTFE => High media resistance
- 7) Maintenance-free design => For long-term usage

Wherever gas and liquid flows must be regulated, the Series 5 regulation valves are the ideal partner: they are available in different materials for usage with aggressive media. They have a female thread on both ends and can thus be used with various connecting elements from the EM-TECHNIK modular system. The Series 5L regulation valves are light and compact due to their special design. As standard they are intended for panel mounting. The Series 5A regulation valves have been in our product range for years. Today they are predominantly in demand in PTFE.



Article-Nr	Nominal Diameter	Connection A	Connection B	Material
5L101G0318PFFK	DN03	G1/8"	G1/8"	PFA/FFKM
5L101G0318PFFP	DN03	G1/8"	G1/8"	PFA/FPM
5L101G0318PNFP	DN03	G1/8"	G1/8"	PP-NATUR/FPM
5L101G0318PPEP	DN03	G1/8"	G1/8"	PP/EPDM
5L101G0318PPFP	DN03	G1/8"	G1/8"	PP/FPM
5L101G0318PVFP	DN03	G1/8"	G1/8"	PVDF/FPM
5L101G0414PFFK	DN04	G1/4"	G1/4"	PFA/FFKM
5L101G0414PFFP	DN04	G1/4"	G1/4"	PFA/FPM
5L101G0414PNFP	DN04	G1/4"	G1/4"	PP-NATUR/FPM
5L101G0414PPEP	DN04	G1/4"	G1/4"	PP/EPDM
5L101G0414PPFP	DN04	G1/4"	G1/4"	PP/FPM
5L101G0414PVFP	DN04	G1/4"	G1/4"	PVDF/EPDM
5L101G0414PVFK	DN04	G1/4"	G1/4"	PVDF/FFKM
5L101G0414PVFP	DN04	G1/4"	G1/4"	PVDF/FPM
5L101G0812PFEP	DN08	G1/2"	G1/2"	PFA/EPDM
5L101G0812PFFK	DN08	G1/2"	G1/2"	PFA/FFKM
5L101G0812PFFP	DN08	G1/2"	G1/2"	PFA/FPM
5L101G0812PNFP	DN08	G1/2"	G1/2"	PP-NATUR/FPM
5L101G0812PPEP	DN08	G1/2"	G1/2"	PP/EPDM
5L101G0812PPFP	DN08	G1/2"	G1/2"	PP/FPM
5L101G0812PVFP	DN08	G1/2"	G1/2"	PVDF/EPDM
5L101G0812PVFP	DN08	G1/2"	G1/2"	PVDF/FPM

Dimensions 5L101G... , 5L101N...

	G	D	D2	H	h	a	L	L1	SW
						max.			
5L101G... G 1/8"	Ø 15	Ø 20	~59	10	6	44	8	17	
5L101G... G 1/4"	Ø 20	Ø 25	~70,5	12,5	7	50	8	22	
5L101G... G 1/2"	Ø 32	Ø 36	~85,5	18	9	60	14	27	
5L101N... NPT 1/8"	Ø 15	Ø 20	~59	10	6	44	8	17	
5L101N... NPT 1/4"	Ø 20	Ø 25	~70,5	12,5	7	50	8	22	
5L101N... NPT 1/2"	Ø 32	Ø 36	~85,5	18	9	60	14	27	

Materials 5L101G... , 5L101N... , 5L201G... , 5L201N...

Housing	PP	PVDF	PFA
Spindle	PCTFE	PCTFE	PCTFE
O-ring*	FPM	FPM	FPM

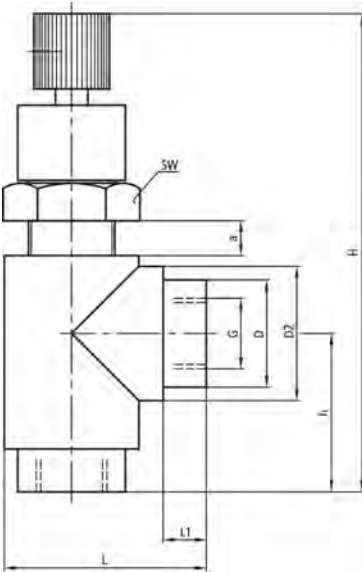
* EPDM, FFKM on request

Technical data 5L101G... , 5L101N...

Max. media temperature*	PP	PVDF	PFA
	90°C	120°C	180°C
Pressure stage	PN 10		
Kvs-value	1/8"	1/4"	1/2"
5L101G...	0.07 m ³ /h	0.25 m ³ /h	0.6 m ³ /h
5L101N...	0.07 m ³ /h	0.25 m ³ /h	0.6 m ³ /h

* Starting from the nominal pressure rating (at 20°C), the permissible pressure reduces with increasing temperature!

Regulation valve (Series 5L), for panel mounting,
elbow, female G-thread



Article-Nr	Nominal Diameter	Connection A	Connection B	Material
5L201G0318PFFK	DN03	G1/8"	G1/8"	PFA/FFKM
5L201G0318PFFP	DN03	G1/8"	G1/8"	PFA/FPM
5L201G0318PPEP	DN03	G1/8"	G1/8"	PP/EPDM
5L201G0318PPFP	DN03	G1/8"	G1/8"	PP/FPM
5L201G0318PVFP	DN03	G1/8"	G1/8"	PVDF/FPM
5L201G0414PFFK	DN04	G1/4"	G1/4"	PFA/FFKM
5L201G0414PFFP	DN04	G1/4"	G1/4"	PFA/FPM
5L201G0414PNFP	DN04	G1/4"	G1/4"	PP-NATUR/FPM
5L201G0414PPFP	DN04	G1/4"	G1/4"	PP/FPM
5L201G0414PVFP	DN04	G1/4"	G1/4"	PVDF/FPM
5L201G0812PFFP	DN08	G1/2"	G1/2"	PFA/FPM
5L201G0812PNFP	DN08	G1/2"	G1/2"	PP-NATUR/FPM
5L201G0812PPFP	DN08	G1/2"	G1/2"	PP/FPM
5L201G0812PVFP	DN08	G1/2"	G1/2"	PVDF/FPM

Dimensions 5L201G... , 5L201N...

	G	D	D2	H	h	a max.	L	L1	SW
5L201G... G 1/8"		Ø 15	Ø 15	~ 76	22	6	32	8	17
5L201G... G 1/4"		Ø 15	Ø 15	~ 94,5	29,5	7	37,5	8	22
5L201G... G 1/2"		Ø 15	Ø 15	~ 113,5	30	9	46	10	27
5L201N... NPT 1/8"		Ø 15	Ø 15	~ 76	22	6	32	8	17
5L201N... NPT 1/4"		Ø 15	Ø 15	~ 94,5	29,5	7	37,5	8	22
5L201N... NPT 1/2"		Ø 15	Ø 15	~ 117,5	34	9	50	14	27

Materials 5L101G... , 5L101N... , 5L201G... , 5L201N...

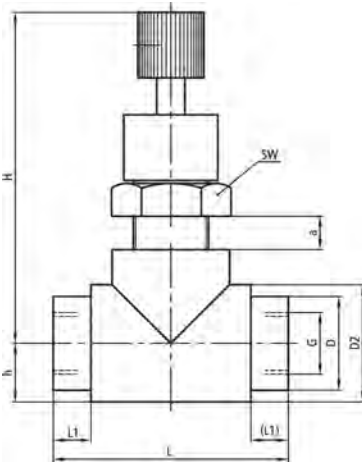
	PP	PVDF	PFA
Housing			
Spindle	PCTFE	PCTFE	PCTFE
O-ring*	FPM	FPM	FPM

Technical data 5L201G... , 5L201N...

	PP	PVDF	PFA
Max. media temperature*	90°C	120°C	180°C
Pressure stage	PN 10		
Kvs-value	1/8"	1/4"	1/2"
5L201G...	0.06 m ³ /h	0.25 m ³ /h	0.6 m ³ /h
5L201N...	0.06 m ³ /h	0.25 m ³ /h	0.6 m ³ /h

* Starting from the nominal pressure rating (at 20°C), the permissible pressure reduces with increasing temperature!

Regulation valve (Series 5L), for panel mounting, straight, with female NPT-thread



Article-Nr	Nominal Diameter	Connection A	Connection B	Material
5L101N0318PPFP	DN03	NPT1/8"	NPT1/8"	PP/FPM
5L101N0318PVFK	DN03	NPT1/8"	NPT1/8"	PVDF/FFKM
5L101N0414PVFK	DN04	NPT1/4"	NPT1/4"	PVDF/FFKM
5L101N0414PVFP	DN04	NPT1/4"	NPT1/4"	PVDF/FPM

Dimensions 5L101G... , 5L101N...

	G	D	D2	H	h	a	L	L1	SW
5L101G... G 1/8"	Ø 15	Ø 20	~59	10	max.	6	44	8	17
5L101G... G 1/4"	Ø 20	Ø 25	~70,5	12,5	7	50	8	22	
5L101G... G 1/2"	Ø 32	Ø 36	~85,5	18	9	60	14	27	
5L101N... NPT 1/8"	Ø 15	Ø 20	~59	10	6	44	8	17	
5L101N... NPT 1/4"	Ø 20	Ø 25	~70,5	12,5	7	50	8	22	
5L101N... NPT 1/2"	Ø 32	Ø 36	~85,5	18	9	60	14	27	

Materials 5L101G... , 5L101N... , 5L201G... , 5L201N...

Housing	PP	PVDF	PFA
Spindle	PCTFE	PCTFE	PCTFE
O-ring*	FPM	FPM	FPM

Technical data 5L101G... , 5L101N...

Max. media temperature*	PP	PVDF	PFA
	90°C	120°C	180°C
Pressure stage	PN 10		
Kvs-value	1/8"	1/4"	1/2"
5L101G...	0.07 m ³ /h	0.25 m ³ /h	0.6 m ³ /h
5L101N...	0.07 m ³ /h	0.25 m ³ /h	0.6 m ³ /h